

		2019 2019 1 1 2019 12 31

	9,740,003,225.27	7,900,749,970.23	23.28%	6,714,718,074.34
--	------------------	------------------	--------	------------------

1

2

	2,685,746,786.10	5,222,141,908.45	4,986,659,928.93	5,259,795,547.92
	127,415,323.69	788,535,549.86	650,153,023.23	499,840,791.20
	106,953,013.72	581,953,296.76	614,809,663.80	574,241,869.05
	-2,925,957,611.49	1,769,175,237.40	-891,373,729.90	3,637,116,450.57

	2019	2018	2017

1

	DAW		10		
	2400	4	20	1000	TPO
				2040	
	3				
			2040		4
	28	30			

	4	28	30	2040
--	---	----	----	------

2

1

2019

30 2019

2019A 100

2019 2019 500

2018-2019

500

2019

2019 2019

2

Spring House Innovation Park
1,800
Lehigh University
PITAFY20

2019

2019

50

2019

TOP5

500

4

7

25

3

6

200

1000

7

2019

EDEE

SAFABLE

PCG

13

2019

+ 1+1>2

3

4

MDI

1

2019

1	18,154,344,171.40	29.25%
2	11,665,034,655.27	26.97%
3	2,141,651,481.66	26.08%
		365,706,013.29
	33.01%	413,388,275.42
	114.43%	

ABN

4

1,588,960,346.58

56.71%

-1,374,361,942.83

13.29%

-663,113,772.07

122.79%

115.48%

2

1

2

10%

	14,855,335,244.87	9,118,382,719.82	38.62%	31.52%	29.13%	1.14%
	2,347,986,545.91	1,696,236,566.59	27.76%	20.35%	20.57%	-0.14%
	9,979,881,926.24	6,250,911,699.86	37.36%	36.36%	35.01%	0.63%
	4,875,453,318.63	2,867,471,019.96	41.19%	22.61%	17.93%	2.33%
	2,347,986,545.91	1,696,236,566.59	27.76%	20.35%	20.57%	-0.14%
	17,890,286,690.25	11,492,681,547.80	35.76%	27.37%	25.12%	1.15%



4

	2019	2018	
--	------	------	--

2019

15

300

PCG

481

79

2

1

1

	400	368	8.70%
	4.98%	4.55%	0.43%
	356,706,013.29	268,180,033.28	33.01%
	1.96%	1.91%	0.05%
	0.00	0.00	0.00%
	0.00%	0.00%	0.00%

--	--	--	--

5

	2019	2018	
	20,303,016,895.67	13,728,930,531.53	47.88%
	18,714,056,549.09	12,714,983,901.62	47.18%
	1,588,960,346.58	1,013,946,629.91	56.71%
	80,114,496.06	186,948,197.97	-57.15%
	1,454,476,438.89	1,771,975,732.75	-17.92%
	-1,374,361,942.83	-1,585,027,534.78	13.29%
	4,401,252,617.46	5,261,955,123.07	-16.36%
	5,064,763,410.36	2,350,451,477.36	115.48%
	-663,510,792.90	2,911,503,645.71	-122.79%
	-419,378,798.05	2,337,812,961.03	-117.94%

1, 588, 960, 346. 58

56. 71%

-1, 374, 361, 942. 83

13. 29%

-663, 113, 772. 07

122. 79%

115. 48%

--	--	--	--	--

	4.13		0.57			
	408,000,000.00	1.82%			1.82%	

2



1

133,250,000.00	282,490,000.00	-52.62%

13

2

			18,850,000.00	100.00%						-2,507,035.74	-2,507,035.74			
			50,000,000.00	100.00%						-8,081,543.03	-8,081,543.03			



	:							:						
	:													

(5,000,
000.00)

1

--	--	--	--	--	--	--	--	--	--	--

2014

		2014	
1	10,470	10,470	10,474.5
			100.04%
			12 31

	2016	10	19		
				2,000	
					2.4
				14,586	11.66%
				2016	
	2016	10	19		
				2,000	
					2.4
				14,586	11.66%
				2016	
					25,415.97
	8	11		4,000	4
					2014

	2018 10 17	2019 10 16

3

		(1)		(2)	(3)=(2)/(1)				
2.4	2,000	14,586	132.26	8,661.39	59.38%	2017 12 31	4,753.1		
	--	14,586	132.26	8,661.39	--	--	4,753.1	--	--
()			2016 10 19			2,000			2.4
				11.66%			14,586		
()						2016			

1

2

10%



183,134,840.04 198,642,174.14 77,541,101.99 67,099,693.35
 188,051,879.95 177,170,066.18

1

2019

70

5.7%

3.8%

5.4%

9.9%

2

1

2019

267

2019

20

2

3

2014-2020

2019

2018 2022

58

2020 1,000

2020

15% 20% 15%

10% 2020

2

3

4

5

6

7

8

ERP

SRM DMS PMP WMS TMS LIMS HSE

CIS

9

1

1

4

5

6

2 2020

1

7

2.0

8

1

2

2019

3

MDI SBS

4

5

6

1

--	--	--	--

2019

[2012]37

3

[2013]43

2017-2019

2016 11 18 2016
2017 -2019

www.cninfo.com.cn

2015

2020 3 1

2020

2019 4 18 2018

2018

2019 5 29

23,540,159

1,468,543,799

10

3.00

440,563,139.70

2019 5 30

3

1 2017

2018 6 19

881,863,218

10

1.499980

132,277,718.97

10

6.999907

617,296,051

2 2018

2019 5 29

23,540,159

1,468,543,799

10

3.00

440,563,139.70

3 2019

10

3.00

	10	7.98				10	
2018	440,563,139.70	1,508,221,286.20	29.21%	0.00	0.00%	440,563,139.70	29.21%
2017	132,277,718.97	1,238,836,792.54	10.68%	0.00	0.00%	132,277,718.97	10.68%

10						0
10						3
10						0
						1,569,784,697
						470,935,409.10
						0.00
						470,935,409.10
						927,977,548.09
						100%
						20
		2019				2,065,944,687.98
	852,138,633.10					10%
	85,213,863.31		601,615,918.00			2018
	440,563,139.70		927,977,548.09			
	2019			10		3.00
					3	
	2016					2017 -2019
						1,569,784,697

				2014 08 18		



			2	01		
			3			
			4			
			5			
					2018 10 18	2018 10 18 2019 11 17

			2018 10 18 2018 11 17 12			

1

2017

22

23

24

37

2019

2019 1 1

2018

2019

	2018 12 31		2019 1 1
		6,328,143.79	6,328,143.79
	477,174,910.91	2,026,824.66	479,201,735.57
	46,903,917.86	2,220,283.93	49,124,201.79

2019 5 16

12

22

[2019]6

2019 1 1

2019 1 1

2019 5 9

7

2019 1 1

2019 1 1

2019 4

2019

[2019]6 2018 6

2018

[2018]15

2019 9

2019

[2019]16

2018

[2019]1

[2019]6

[2019]16

[2019]6

[2019]16

8

1 2016 6 30

6,504.40

83,069.34 7.83%

5,854

90.00%

650.40

10.00%

1,112

8.24

/

2

2016 7 1

2016 7 27

6,500

83,069.34 7.82%

6,414.1

98.68% 85.9

1.32%

1,112

1,263

8.24 /

3 2016 8 12

2016

4 2016 8 25

1,263

1,230

6,500

6,414.1

85.9

6,435.5

6,349.6

85.9

2016 8 25

33

37

2016 9

6,312.6	39,143.96	8,696.06	20,475.85	7,230.72	2,331.44	409.89

5 2017 6 13

2016
882,686,848
2017 6 1

2016
10 1.50

2016 2017 6 1

8.24 / 8.09

/

6 2017 6 13

2016

119

2017 7 12

2016 -2020

	2016	2017	2018	2019	2020	
	38,406.05	8,532.13	20,089.86	7,094.42	2,287.49	402.17

7 2017 7 17

2017 7 17

85.9 0.0975%

18.31 / 6

0.5

24 85.4

2017 8 31

780.45 2017 -2021

	2017	2018	2019	2020	2021
780.45	232.22	358.59	133.78	46.35	9.51

8 2018 9 21

2017 2018 6 19

881,863,218 10 1.499980

10 6.999907 2018 6 20

2017 2018 6

20

8.09 / 4.6706 /

18.31 / 10.6824 /

9 2018 9 21

11 2019 8 22

19

29.0913

2016

29.0913

2019 9 2

12 2019 9 12

2018

2019 5 29

23,540,159

1,468,543,799

10 3.00

2019 5 30

2018

2019 5

30

2018

2016

368

792.6103

2019 11 20

2016 -2020



2.21% 2,189 10.77 /

2 2019 9 21

2019 9 27

3 2019 9 27 2019 10 8

4 2019 10 15 2019

5 2019 11 11

W2019esm

2019

2019 11 11

2,189

3,296.6129

437

2,736.25	35,329.47	2,504.55	17,198.58	8,967.31	4,751.49	1,907.55
----------	-----------	----------	-----------	----------	----------	----------



2

3

	2018 04 24	8,000	2019 03 13	5,000				
	2018 04 24	16,000	2019 03 25	12,094.66				

	2019 03 28	3,000	2019 09 12					
	2018 04 24	20,000	2018 11 30	20,000				
	2019 03 28	5,000	2019 07 29					
	2018 04 24	5,000	2019 02 18					

	2017 04 21	5,000	2017 11 08	3,805.17				
	2018 04 24	5,040	2018 08 22	62.28				
	2018 04 24	5,000	2018 10 19	2,408.66				
	2019 03 28	2,000	2019 05 17	1,165.23				
B1			971,000		B2			175,177.94
B3								

2

4

1

2019

2020 4 24

www.cninfo.com.cn

2

1

2

3

		/
1.		10
2.		20
1.		
2.		
3.		
4.		
4.1		10
4.2		40
5.		
6.		
7.		
8.		

3

13

2019 5 5



Expenditure on R&D, net of government grants received

--	--	--	--	--

2019 7 11

			2019 7 29	2019	
			2019 12 11		23,540,159
			[2017]894		2017 9 25
1,840			100	18.40	
[2017]645		18.40		2017 10 20	
			128016		
		2018 3 29			38.48
/	2018 3 27				
	2018				2019 5
29			23,540,159		1,468,543,799
	10 3.00				2019 5 30
	22.63 /		22.33 /		2019
5					

AA+

	2019 9 25		2018 9 25	2019
9 24	0.50%	10	1,000	5.00
			7,079	
	21,549		1,839,325,900	
2019 9				

128016 2020 4 22

1

2017 8 29

2018 2 6

20

10

10

2

2018 4 19

2018 4

23

20

2018 5 16

2017

3

2018 5 24



2

953

2,053.9642

368

793.0353

2018

0.425

29

29.0913

953
2016
2016
2018
368
792.6103
2016
2018
6
24.6285
2018
0.425
2018 9 21
3 2019 9 20
2019 10
15 2019
2019
2019 11 11
2019 12 11
1,752
2,736.2528 382.2369 2,354.0159

1

817.6638

2019 11 20

2018

0.425

2 2019 12 11

1,752

2,736.2528

307

A

382.2369

0.26%

382.2369

2019

12 11

2019 7 30

23,540,159

1.570%

16.164 /

13.808 /

351,510,210.88

2019 7 11

2019 7 29

2019

2019 12 11

23,540,159

1,492,082,699

1,487,735,509

2

	332,153,917	1	0	332,153,918	2019 1	-
	68,158,280	0	798,655	67,359,625		2019 1 2 798,655
	14,601,751	0	317,090	14,284,661		2019 1 2 317,090
	2,826,394	325,290	350,623	2,801,061	2,121,065 679,996 2019 7 29 30 100% 325,290	2019 1 2 350,623 2019 9 339,998

				2,051,535	
1,984,899	449,134	127,499	2,306,534	254,999	2019
				7 30	
				100%	
				449,134	

						30
						297,498
						2019 1 2
						318,749
						2019 9
						30
					386,172	
					509,997	76,499
	1,389,892	3,525	497,248	896,169		
					75%	
					3,525	2019 11 20
						178,499
						2019 9 30
						106,250
					262,182	59,033
	840,645	0	153,466	687,179	424,997	
						47,217
						2019 11
						20

						106,249
						2019 7 2019 11 224,500 2019 8 2019 9
						634,527 71,306,718 75% 15,000
	71,611,775	27,507,364	27,177,894	71,941,245		, 19,061,504 2019 11
						129,836 27,362,528 , 7,891,890
	498,607,725	28,285,314	29,766,724	497,126,315	--	--

1

	2019 11 11	10.77	3,822,369	2019 12 12	3,822,369	

	44,279		49,754		0		0
			5%		8		8
					10		

10 3			
10			
	134,392,354		134,392,354

LOF	18,935,972		18,935,972
	17,451,519		17,451,519
	13,796,885		

2

	1965 1989 1993 1995 1998 2003 7 2012 2019	1992 1995 2005 2017 11 CEO	
	22.43%		603588

3

	1965 1989 1995 2003 7 2012 2019	1992 1993 1995 1998 2005 2017 11 CEO	
10			603588

	22.43%
--	--------

817.6638

22.33 /

22.43 /

2019 11 22



AA+

2019 7 3

AA+

2020 1 2

AA+

www.cninfo.com.cn

3 2020 3 6

2020 3 30

2020 4 14

2020 4 17

2020 4 21

2020 4 13

82,070,737

13,998

13,998

100.55 /

1.00%

1,407,498.90

128016 2020 4 22



				44	2019 07 30	2022 07 29		0	0	0	0	0
				63	2019 07 29	2022 07 28		0	0	0	0	0
				54	2019 07 29	2022 07 28		0	0	0	0	0
				55	2019 07 29	2022 07 28		0	0	0	0	0
				63	2019 07 29	2022 07 28		0				

				40	2019 07 30	2022 07 29	0	20,000	0	125,000	145,000
				42	2018 02 06	2019 01 11	318,999	0	217,000	0	101,999
	--	--	--	--	--	--	568,124,062	24,700	33,553,617	-350,996	534,244,149

--	--	--	--	--	--	--	--	--	--	--	--

--	--	--	--	--

2019

			2019 07 29	2019 7 29 2019
			2019 07 29	2019 7 29 2019
			2019 07 30	2019 7 30
			2020 04 17	

1

12

1965

1989

1992

1993

1995

1995

1998

2003 7

2005

2012

1964

1988 1998

1998 2001

2001

1971

1992 2001

2001 2006

2006 8

1971

1993

2008

2008 2009

2009 10

1977

1998 2004

2004 8

1973

1998

1976

2007 2009

2009 3

1957

1983 1988

1989

1994

1995

1966

1992 2000

2000 2011
2012 2013

1965

1995 1999

2000

1957

1980

1993

1993 2009

(GD/TC83)

2

3

1977

1986


2014

1995

2017

3

1973



1700

			2012 12 01	2022 05 12	
			2015 12 14	2020 12 13	
			2006 05 26		

			57		6
			43		30
			34		20

		0	0	0	0	254,998	63,750	0	0	0
		0	0	0	0	382,498	127,499	0	0	254,999
		0	0	0	0	152,999	51,000	0	0	101,999
	--	0	0	--	--	6,464,211	1,848,738	125,000	--	4,264,477

1

	8,036
	8,036
	0

2

3

4

2015
2020

2020 3 1

8

2

1

--	--	--	--	--	--

2

3

		5	2018
			6 2018
		7	2018
	8		
2019			9 2019
		10	
			11

	2019	2019 11 5	1
	2019	2019 1 4	1 2
	2019	2019 7 5	1 2

220

2019 12 31	
	2020 04 24
	(http://www.cninfo.com.cn)

1

2

3

4

5

6

7

2

1

2

3

5

6

1

		249,882,601.82

	71,883,465.42	41,834,052.89
	318,635,501.93	343,582,575.23
	1,796,480,353.16	1,792,644,281.77
		9,247,610.19
	39,800.00	39,800.00
	10,085,600,180.83	9,910,275,208.39
	408,000,000.00	
	1,584,525,345.68	1,504,020,484.92
	363,760,251.35	147,584,679.43
	13,905,379.69	1,328,906.88
	2,370,190,976.72	1,652,934,071.23
	12,455,791,157.55	11,563,209,279.62

	548,146,605.78	275,493,225.26
	21,477,241.94	20,912,311.27
	56,857,224.31	41,499,001.73
	2,701,324,047.44	1,445,289,952.42
		8,684,937.69
	39,800.00	39,800.00
	7,395,024,285.14	6,200,645,7ET6re



4.	
5.	
	28,720,076.30
1.	
2.	
3.	
4.	
5.	
6.	
7.	
8.	28,720,076.30
9.	
	2,087,366,940.03
	2,078,050,318.21
	9,316,621.82
	1.44
	1.36

0.00

4

	2019
--	------


	7,400,652,377.13	7,965,800,419.36
	6,345,870,029.16	6,889,048,302.68
	23,287,057.23	25,822,969.01
	357,586,956.99	529,644,814.10
	269,607,559.21	325,944,138.29
	87,401,638.92	90,936,607.61
	255,477,515.57	164,847,202.96

“ ”		
	12,664,258.80	
	12,664,258.80	
1.		
2.		
3.	12,664,258.80	
0gFG59D)@P0G67W0#6b#VuP0G67W; 0C#Ei		
5.		
1.		
2.		
3.		

	2019	2018
	7,713,061,470.85	6,911,069,460.64
	1,190,071,396.69	873,086,527.84
	8,903,132,867.54	7,784,155,988.48
	6,841,324,438.35	6,743,143,876.52
	263,055,123.28	477,324,548.02
	130,916,618.52	254,923,945.25
	2,223,812,128.26	373,781,663.63
	9,459,108,308.41	7,849,174,033.42
	-555,975,440.87	-65,018,044.94
	518,628,373.13	687,903.80
	5,660,947.75	818,439.23
		18,889,481.25
	524,289,320.88	20,395,824.28
	29,290,980.52	52,083,752.15
	176,164,749.15	232,490,000.00
	205,455,729.67	284,573,752.15
	318,833,591.21	-264,177,927.87
	294,694,426.56	
	2,107,645,815.24	2,529,438,098.88

		899,418,711.01
	2,402,340,241.80	3,428,856,809.89
	2,738,336,797.42	965,000,000.00

	699.0			4.09	5.05	67	8		01		8.33		0.99	58	0.57
	0														



	5.00	5.56	2.73	00
--	------	------	------	----

	82,699.00			4,684.09	2,733.92	606.67	33.28		581.01	5,918.00	842.63
“ ”	-4,347,190.00			-35,863.99	-46,502,369.76	-203,578,477.56	12,664,258.80		85,213,863.31	326,361,630.09	576,932,806.01
										852,138,633.10	852,138,633.10
	-4,347,190.00										

5												
6												
1												
2												
	1,487,735,509.00			415,138,820.10	1,367,050,364.16	513,038,129.11	53,075,092.08		240,588,444.32	927,977,548.09		3,978,527,648.64

4448.22 470.8

	2018											

2												
---	--	--	--	--	--	--	--	--	--	--	--	--

-7,079,
337.00

18,632,
291.41

	9.00			09	92						
--	------	--	--	----	----	--	--	--	--	--	--

1

()

1998 3 30 300

2000 10 12 [2000]126

2000 8 31 2,472.5 1 1
2000

10 13 1100002604378

2007 2007 6 30 2,472.5

10 6 1,483.5

3,956

2007

[2008]927 2008 9 1

1,320

[2008]131

2008 9 10

002271 5,276

[2017]894 2017 9 25 1,840.00

100.00 18.40 2018 1 1 2018 12 31

14,470

2013

		28,900.00		3		3
	2017					
3.5883	2.89					
	2016					
		7,050,437.00			312	
312			2017			
			4.6706		688.0438	
	3		3			
		10.6824	16.9999			
					7,079,337	
1,492,082,695.00						
	2016					
		8,172,388.00			2018	
						7,926,103
			2018			
	2016					
			246,285			
1,483,910,311.00						
	2019			2019	11	11
		2019	9	27		

1,752		27,362,528		23,540,159	
	3,822,369			A	
1,487,732,680.00					
	2019 1 1	2019 12 31			7,079
2019 12 31			1,487,735,509.00		



Oriental Yuhong(America Developments Ltd

Yuhong America

1

2019 12 31

2019

2

2

3

6

1

2

8

9

1

2

10

1

2

5

11

6

12

1

2

3

12

12

30

3

20% 20% 50%

20%

5

19

13

1

2

2

		10-20	5	4.75-9.5
		5-10	5	9.5-19
		5-10	5	9.5-19
		5-10	5	9.5-19

3

19

3

2

3

3

16

1

18

19

1

4

20

1

2

3

21

1

2

C A D B

A B

C

D

2

24

1

25

/

1

2

1

2

26

1

1

2

27

1

2

3

4

28

1



2017

22

23

24

24

2019 1 1

2019 1 1

2018 12 31

2019 1 1

2019 1 1

2019 1 1

2019 5 9

7

2019 1 1

2019 1 1

2019 4

2019

[2019]6 2018 6

2018

[2018]15

2019 9

2019

[2019]16

2018

[2019]1

[2019]6

[2019]16

[2019]6

[2019]16

3 2019

	2018 12 31	2019 01 01	
	4,854,923,180.61	4,854,923,180.61	
	1,547,410,951.71	1,260,612,141.05	-286,798,810.66
	4,510,848,626.93	4,508,821,802.27	-2,026,824.66
		280,470,666.87	280,470,666.87
	376,441,704.75	376,441,704.75	
	224,031,726.17	221,811,442.24	-2,220,283.93
	610,232.22	610,232.22	

	249,882,601.82		-249,882,601.82

	41,834,052.89	41,834,052.89	
	343,582,575.23	343,582,575.23	
	1,792,644,281.77	1,792,644,281.77	
	9,247,610.19	9,247,610.19	
	39,800.00	39,800.00	

	24,800,000.00	24,800,000.00	
	1,708,315,948.21	1,708,315,948.21	
	275,493,225.26	275,493,225.26	
	20,912,311.27	20,912,311.27	

	716,616,606.67	716,616,606.67	
		38,492,352.31	38,492,352.31
	155,374,581.01	155,374,581.01	
	603,249,435.22	601,135,279.86	-2,114,155.36
	3,362,817,526.57	3,399,195,723.52	36,378,196.95
	11,067,483,730.95	11,110,993,251.42	43,509,520.47

4 2019

29

1

--	--	--

GR201932005071

2019 2021

15%

2017 9 5

GR201743000361

2017 2019

15%

2017 11 17

GR201732001318

2017 2019

15%

2019 12 4

GR201933004798

2019 2021

15%

2018 11 30

GR201821001006

2018 2020

15%

2018 11 30

GR201811009323

2018 2020

15%

2018 11 28

GR201844008067

2018 2020

15%

2018 11 27

GR201831003544

2018 2020

15%

2018 11 30

GR201837002372

2018 2020

15%

2019 10 30

GR201913001819

2019 2021

15%

2012 12

2019

15%

[2011]58

2019

15%

2017 8 10

GR201711000530

2017 2019

15%

2019 12 2

GR201944006222

2019 2021

15%

1

	5,561,402.39	2,058,925.80
	4,206,380,169.36	4,629,261,444.00
	216,473,013.31	223,602,810.81
	4,428,414,585.06	4,854,923,180.61
	201,796,952.28	202,170,976.22

2019 12 31

109,074,857.43

5,700,067.91

99,739,036.59

677,452.20

1,281,599.18

216,473,013.31

2

1

	1,380,885,831.13	1,260,612,141.05
	1,380,885,831.13	1,260,612,141.05

	1,387,820,966.06	100.00%	6,935,134.93	0.50%	1,380,885,831.13	1,266,940,284.84	100.00%	6,328,143.79	0.50%	1,260,612,141.05
	1,387,820,966.06	100.00%	6,935,134.93	0.50%	1,380,885,831.13	1,266,940,284.84	100.00%	6,328,143.79	0.50%	1,260,612,141.05
	1,387,820,966.06	100.00%	6,935,134.93	0.50%	1,380,885,831.13	1,266,940,284.84	100.00%	6,328,143.79	0.50%	1,260,612,141.05



	6,328,143.79	606,991.14			6,935,134.93	

--	--	--	--	--	--

4

1	594,348,922.22	9.52%	27,502,929.21
2	438,610,540.36	7.03%	20,296,284.20
3	346,658,573.18	5.56%	27,592,629.04

2019 12 31

5

1

1	508,827,745.38	94.06%	353,611,866.14	93.94%
1 2	25,638,974.26	4.74%	19,554,988.76	5.19%
2 3	3,849,650.28	0.71%	1,689,927.09	0.45%
3	2,635,154.90	0.49%	1,584,922.76	0.42%
	540,951,524.82	--	376,441,704.75	--

1

1

32,123,779.44

2

339,565,299.78

62.76%

6

--	--

	290,865,902.72	221,811,442.24
--	----------------	----------------

1	1	235,440,897.13
1	2	48,501,275.83
2	3	13,185,922.77
3		47,295,865.01
3	4	12,320,020.05
4	5	22,805,515.46
5		12,170,329.50
		344,423,960.74

3

	770,694.89

--	--	--	--	--	--

4


		100,000,000.00	1	29.03%	3,000,000.00
		20,000,000.00	4-5	5.81%	600,000.00

		5,265,678.02	5	1.53%	157,970.34
	--	141,265,678.02	--	41.02%	

2

3

4



	15,052,602,135.61
	789,674,139.43

10

	639,251,601.51	402,172.58	638,849,428.93	590,565,309.39	505,795.85	590,059,513.54
	548,908,726.02	3,068,490.14	545,840,235.88	386,461,015.33	2,325,948.89	384,135,066.44
	42,088,355.02		42,088,355.02	40,888,535.48		40,888,535.48

	13,615,587.02
	15,052,602,135.61
	789,674,139.43

8

	298,475,404.80	263,398,600.57
	22,634,029.71	1,261,141.45
	149,680.09	1,708,205.19
	321,259,114.60	266,367,947.21

9

18 03	42,914,749.15		42,914,749.15			
	42,914,749.15		42,914,749.15			

10

	259,998,230.03	282,006,277.65
	259,998,230.03	282,006,277.65

		62,441,284.80				
			25,500,000.00			
			8,689,805.00			

2,135,851.59

12

	4,349,008,635.30	3,031,856,080.18
	4,349,008,635.30	3,031,856,080.18

1

1.	1,710,913,103.39	1,895,515,697.32	42,764,488.23	185,152,764.86	3,834,346,053.80
2.	940,560,218.40	668,397,929.42	17,818,311.20	67,304,318.98	1,694,080,778.00
1	30,942,997.47	76,750,251.36	16,618,288.96	47,712,699.44	172,024,237.23
2	873,474,991.92	567,728,094.45	931,949.30	16,021,445.73	1,458,156,481.40
3	36,142,229.01	23,919,583.61	268,072.94	3,570,173.81	63,900,059.37
3.	6,538,750.11	77,989,489.04	5,061,502.60	19,383,915.76	108,973,657.51
1	6,538,750.11	77,989,489.04	5,061,502.60	19,383,915.76	108,973,657.51
4.	2,644,934,571.68	2,485,924,137.70	55,521,296.83	233,073,168.08	5,419,453,174.29
1.	247,328,428.34	441,562,853.16	24,089,597.47	88,083,915.63	

2.					
1					
3.					
1					
4.	996,411.98	428,767.04			1,425,179.02
1.	2,301,617,502.35	1,898,110,153.63	27,875,548.82	121,405,430.50	4,349,008,635.30
2.	1,462,588,263.07	1,453,524,077.12	18,674,890.76	97,068,849.23	3,031,856,080.18

2

	307,045,172.47
	159,891,722.04
	129,376,882.12
	59,071,954.54
	121,442,849.60
	34,677,358.93
	29,717,437.52
	175,388,486.85
	76,038,236.73
	73,317,419.70
	17,696,536.79
	1,183,664,057.29

2019 12 31

260,368,129.87

54

13

--	--

	626,523,807.66	539,539,108.22
	626,523,807.66	539,539,108.22

1

	177,337,703.01		177,337,703.01	14,997,562.74		14,997,562.74
	135,394,698.82		135,394,698.82	1,164,438.21		1,164,438.21

	10,453,998.92		10,453,998.92	15,742,889.08		15,742,889.08
	5,886,366.94		5,886,366.94	2,190,356.44		2,190,356.44
	4,574,040.02		4,574,040.02	36,011,227.58		36,011,227.58
	3,771,031.58		3,771,031.58	231,493.82		231,493.82
	3,208,340.28		3,208,340.28	2,290,909.09		2,290,909.09

	420,475, 400.00	25,762,6 82.01	165,772, 685.74	153,065, 714.14		38,469,6 53.61	77.22%	85.00				

2040

85,955,0	22,500,5	54,750,5	77,251,1				
00.00	87.22	29.05	16.27		89.88%	100.00	

3

195,900,	1,164,43	134,969,	136,134,	
000.00	8.21	806.06	244.27	69.49% 80.00

2

5

4.00%

12%

16

--	--	--	--

	624,643,971.01	100,705,382.10	523,860,709.90	82,271,436.74
	263,778,960.75	56,980,336.84	225,078,924.63	38,891,752.62
	426,461,760.77	65,511,784.67	173,848,578.09	26,015,677.14
	253,587,050.41	38,038,057.56	70,086,955.68	15,803,369.41
	34,189,805.00	5,128,470.75		
	1,602,661,547.94	266,364,031.92	992,875,168.30	162,982,235.91

2

	62,441,284.80	9,366,192.72	48,744,270.40	7,311,640.56
	3,140,831.94	471,124.79		

A	6,000	2019 12 31	6,000
B		30,000 2019 12 31	15,000
C		40,000 2019 12 31	
15,000			
D		20,000 2019 12 31	
8,000			
E		25,000 2019 12 31	
5,000			
F		3,500 2019 12 31	
27,500			
G	89,000	2019 12 31	38,000
H			30,000
		2019 12 31	
266,534,514.29			
I		20,000 2019 12 31	20,000
J		5,000 2019 12 31	5,000
K		5,000 2019 12 31	
4,000			
L		8,000 2019 12 31	5,000

M			16,000	2019	12	31	
	10,000						
N			5,000	2019	12	31	
	5,000						
O				24,000			2019
12 31		20,000					
P		5,000	2019	12	31		
5,000							
Q		20,000	2019	12	31		
20,000	279,125						
R		8,000	2019	12	31		
7,000	97,240.76						
S		10,000	2019	12	31		7,500
T		5,000	2019	12	31		3,000
U		3,000	2019	12	31		3,000
V	4,000		5,300	2019	12	31	
W		5,000	2019	12	31		5,000
X	15,000		2019	12	31		6,000

Y

7,000

2019 12 31

21

1

	95,971,919.87

	1,796,480,353.16	1,792,644,281.77
--	------------------	------------------

1

		5,562,672.50
		3,684,937.69
		9,247,610.19

--	--	--

2

	39,800.00	39,800.00
	39,800.00	39,800.00

1

3

1

	573,457,920.72	620,650,136.52
	317,996,450.97	423,194,054.77
	513,038,129.11	365,086,545.54
	273,145,138.16	292,033,351.32
	23,318,195.40	
	95,484,718.80	82,392,783.43
	1,796,440,553.16	1,783,356,871.58

26

1

	408,000,000.00	
	408,000,000.00	

A

30,000

2019 12 31

30,000

B

5,000

2019 12 31

4,900

C

19,000

2019 12 31

5,900

27

1

--	--	--



28

	147,584,679.43	230,056,424.06	13,880,852.14	363,760,251.35	
	147,584,679.43	230,056,424.06	13,880,852.14	363,760,251.35	--

		5,434,000.00					5,434,000.00	
		1,600,000.00		13,333.33			1,586,666.67	
		29,681,200.00		123,671.67			29,557,528.33	
		95,000,000.00					95,000,000.00	
		64,464,000.00					64,464,000.00	
		14,900,921.10		223,513.83			14,677,407.27	
XPS HCFCs	9,627,961.74	4,802,478.96		2,259,084.18			12,171,356.52	
	42,986,140.57	9,221,344.00		2,630,085.65			49,577,398.92	
		4,952,480.00					4,952,480.00	

	7,185,100.00			718,510.00			6,466,590.00	
	1,500,000.00			43,750.00			1,456,250.00	
	147,584,679.43	230,056,424.06		13,880,852.14			363,760,251.35	

1 2019 12

5,434,000.00

2 2019 11

1,600,000.00

3 2019 10 2019 12

29,681,200.00

4 2019 6 2019 10 2019 12

95,000,000.00

5 2019 4 2019 12

64,464,000.00

6 2019 3 2019 4

14,900,921.10

7 2019 12 2017 4 2015 4 2014 9

2014	1	2013	4		19,680,546.13		XPS
HCFCs							
8				2019	1	2018	12
						2018	6
						53,370,158.32	
9				2019	1		
			E			4,952,480.00	
10				2015	4		
						16,740,000.00	
							2.4
11				2017	4		
						23,020,000.00	
12				2016	9	2016	10
						1,284,000.00	
13				2015	11		
						3,930,000.00	
14				2015	5		
	2014					300,000.00	
15				2017	12		
3,500,000.00						EVA	
16				2018	10		
						5,900,000.00	

17		2014	1						
				21,956,000.00					
18		2016	11						
				500,000.00					
19		2014	12						2014
				1,000,000.00					
20		2018	1						
				5,400,000.00					
21		2015	6		2015	9	2016	5	
									12,600,000.00
22		2017	11						
				3,860,000.00					
23		2018	11						
				7,185,100.00					
24		2017	9						
				1,500,000.00					
29									

		+ -					
	1,492,082,699.00	3,822,369.00			-8,169,559.00	-4,347,190.00	1,487,735,509.00

1 2016
 2018

8,172,388

2 2019 2019 11 11

2019 9 27

1,752 27,362,528 23,540,159

3,822,369 A

3 1,589 7,079

30

1

	2017 9 25		0.3%	100	1,840	18.40	2023 9 25		
			0.5%	/					
			1.0%						
			1.3%						
			1.5%						
			1.8%						

2

--	--	--	--	--

	18,394,848	415,174,684. 09			1,589	35,863.99	18,393,259	415,138,820. 10
	18,394,848	415,174,684. 09			1,589	35,863.99	18,393,259	415,138,820. 10

1,589

35,863.99

7,079.00

164,279.54

24,023.69

618.24

i

h

2019

2019 11 11

10.77

56,815,784.32

97,982,698.45

3

1,752

33

27,362,528

10.77

294,694,426.56

33

	38,492,352.31	-19,508,047.62			-2,893,601.55	-16,614,446.07		21,877,906.24

	5,193,171,079.88	3,861,335,252.07
+ -	-8,933,081.55	
	5,184,237,998.33	3,861,335,252.07
	2,065,944,687.98	1,508,221,286.20

	45,470,177.50	43,215,701.42
	36,890,830.21	35,532,511.81
	15,028,404.79	10,026,777.12
	20,010,668.63	18,719,321.21
	18,622,111.55	12,218,268.04
	3,405,892.94	1,929,852.89
	139,428,085.62	121,642,432.49

38

	646,331,789.47	585,055,926.78

	316,537,361.39	206,055,922.01
	181,784,165.54	152,323,200.78
	12,107,980.45	59,531,653.68
	59,565,304.24	66,540,432.00

	34,533,396.85	34,429,049.15
	28,911,334.87	30,412,823.90

	367,013,422.52	150,362,949.37
	33,610,634.12	27,307,491.56
	-813,514.80	-2,520,042.73
	26,941,011.76	23,397,062.89
	53,857,990.06	48,854,936.21
	413,388,275.42	192,787,414.18

42

XPS	HCFCs	2,259,084.18
		1,582,678.68
		2,630,085.65
		1,162,673.75
		1,274,000.00
		1,274,000.00
		1,127,980.00
		1,127,980.00
		1,097,800.00
		1,097,800.00
		2,686,000.12
		2,031,100.00
		5,000,000.00
		1,500,000.00
		1,404,200.00
		1,002,800.00
		4,106,500.00
		5,900,000.00

	26,990,000.00	
	7,307,862.27	
	7,524,063.36	
	3,642,340.90	
		57,898,000.00
		37,997,815.38
		24,368,824.20
		20,000,000.00
		14,610,000.00
		5,102,192.36
		4,607,773.06

	1,489,180.33		1,489,180.33
	1,489,180.33		1,489,180.33
	951,352.55	62,023.26	951,352.55
	12,646,032.18	14,509,584.59	12,646,032.18
	15,086,565.06	14,571,607.85	15,086,565.06

--	--	--	--

2

	2,591,957,927.66
/	388,793,689.15
	81,558,633.49
	1,101,901.62
	7,467,130.39
	-12,115,065.41
	67,123,701.27
“_”	-17,233,372.65
	516,696,617.86

51

33

52

1

	121,918,552.15	452,764,631.34
	445,867,218.80	202,717,734.83
	12,646,032.18	14,509,584.59

	488,855,131.33	
	21,44 Tt87/0e1	

53

1

1		
---	--	--

	-419,378,798.05	2,337,812,961.03
--	-----------------	------------------

2

		63,218,270.14
	--	
		63,218,270.14
		95,028.53
	--	
		95,028.53
	--	
		63,123,241.61

3

	4,211,941,571.75	4,631,320,369.80
	5,561,402.39	2,058,925.80
	4,206,380,169.36	4,629,261,444.00
	4,211,941,571.75	4,631,320,369.80

54

	216,473,013.31	
	48,542,509.72	
	260,368,129.87	
	113,522,182.31	
	500,000,000.00	
	1,138,905,835.21	

55

1

	--	--	
	31,293,420.42	6.9762	218,309,159.53
	21,864.28	7.8155	170,880.28
	2,072,913.56	0.89578	1,856,874.51
	24,037.60	9.1501	219,946.44
	939,853.00	5.3421	5,020,788.71
	779,633.27	1.6986	1,324,285.08
	960,000.00	0.064086	61,522.56
	--	--	

56


1

	5,434,000.00		
	1,586,666.67		13,333.33
	29,557,528.33		123,671.67
	95,000,000.00		

1

1

1




					51.00%			
					51.00%			
					100.00%			
					100.00%			
					100.00%			100.00%

			;	100.00%		
				100.00%		
			;	100.00%		
			,	100.00%		
				100.00%		
				100.00%		
				100.00%		
				100.00%		
				100.00%		
				100.00%		
				100.00%		
				100.00%		
			;	100.00%		
			;	100.00%		

				100.00%		

2



	3,783,131,326.76	67,099,693.35	38,038,359.10	-97,321,702.86	1,736,715,002.50	176,922,018.57	176,922,018.57	31,310,196.71

1

1

	442,285.32	485,492.32
	442,285.32	485,492.32
	350,064.26	371,336.93
	309,264.26	371,336.93

-	-	22,896.44	5,164.37
208.23	14.40	17.09	135.80
-	290.38	27,584.18	43,239.43
-	13,247.34	185.69	14,955.88
-	1,025.00	705.14	1,198.58
-	-	21.99	51.63
-	-	6.15	-
208.23	14,577.12	51,416.68	64,745.69

5%	858.62	5%	178.11
-5%	-858.62	-5%	-178.11
3%	-4.30	4%	6.89

1

		--	--	--
2			16,640,831.94	16,640,831.94
			259,998,230.03	259,998,230.03

2

	5,000.00	2019 03 29	2019 03 29	
	2,000.00	2019 03 13	2019 03 13	
	16,500.00	2018 12 14	2018 12 14	
	15,000.00	2019 09 02	2019 09 02	
	3,000.00	2019 06 17	2019 06 17	
	3,000.00	2019 09 20	2019 09 20	
	15,000.00	2019 03 25	2019 03 25	
	10,500.00	2019 06 14	2019 06 14	
	6,000.00	2019 09 26	2019 09 26	
	20,000.00	2019 12 01	2019 12 01	
	4,000.00	2018 12 14	2018 12 14	
	5,000.00	2019 04 23	2019 04 23	
	5,000.00	2019 05 30	2019 05 30	
	9,000.00	2019 05 27	2019 05 27	
	3,000.00	2019 09 12	2019 09 12	
	20,000.00	2018 11 30	2018 11 30	
	5,000.00	2019 07 29	2019 07 29	
	5,000.00	2019 02 18	2019 02 18	

	5,040.00	2018 08 22	2018 08 22	
	5,000.00	2018 10 19	2018 10 19	
	2,000.00	2019 05 17	2019 05 17	
	350.00	2019 09 28	2019 09 28	
	170.00	2019 09 28	2019 09 28	
	439.00	2019 09 28	2019 09 28	
	100.00	2019 09 28	2019 09 28	
	250.00	2019 09 28	2019 09 28	
	348,049.00			

	105,000.00	2018 09 07	2019 09 06	
	160,000.00	2019 10 15	2020 10 14	
	40,000.00	2019 05 21	2020 05 15	
	36,000.00	2021 05 31	2020 05 31	
	20,000.00	2019 04 04	2020 03 24	

25,000.00 2019

	1,764.00	1,587.00

5

1

		1,789,071.54	86,412.16	1,155,936.72	59,682.28

2

		4,737,500.00	4,385,015.57

1

	27,362,528.00
	20,830,555.00
	8,172,388.00
	8.24
	2 7
	18.31 3 7
	10.77
	4 11

1

1
9

			25,415.97	6,397.45
	0.00		0.00	0.00
	0.00			
2	2017 9 25		18,400,000	100
	1,840,000,000.00			1,824,886,000.00

	2,040		100,920,200.00
	10		159,692,400.00
			454,873,700.00
			311,068,000.00
			437,239,800.00
			361,091,900.00
			1,824,886,000.00

	2019 12 31	2017	70,478.44
		83,751.85	30,035.18
0.00		0.000177	0.00
	0.000177		

2

1

	470,935,409.10
	470,935,409.10

2

1 2020 3 6

2020 3 30

2020 4 14

2020 4 13

2020 4 14

2 2020 3 5

	9,979,881,926.24	7,318,577,962.57
	4,875,453,318.62	3,976,325,066.84
	2,347,986,545.91	1,950,997,050.22
	830,954,817.89	681,470,362.80
	120,067,562.74	118,337,808.31
	18,154,344,171.40	14,045,708,250.74

	17,890,286,690.25	1,828,493.67	262,228,987.48	-	18,154,344,171.40
--	-------------------	--------------	----------------	---	-------------------

	13,909,669,958.33	2,173,409.13	133,864,883.28	-	14,045,708,250.74
--	-------------------	--------------	----------------	---	-------------------

2

2

1

	2018.12.31			2019.12.31	/	
	-	5,434,000.00	-	-	5,434,000.00	
1	-	1,600,000.00	13,333.33	-	1,586,666.67	
2	-	29,681,200.00	123,671.67	-	29,557,528.33	
3	-	95,000,000.00	-	-	95,000,000.00	
4	-	64,464,000.00	-	-	64,464,000.00	
5						
	6	14,900,921.10	223,513.83	-	14,677,407.27	
XPS	HCFCs	9,627,961.74	4,802,478.96	2,259,084.18	-	12,171,356.52
	7					
		42,986,140.57	9,221,344.00	2,630,085.65	-	49,577,398.92

2		2019	11							
		1,600,000.00								
3		2019	10	2019	12					
		29,681,200.00								
4		2019	6	2019	10	2019	12			
						95,000,000.00				
5		2019	4	2019	12					
		64,464,000.00								
6		2019	3	2019	4					
		14,900,921.10								
7		2019	12	2017	4	2015	4	2014	9	2014
1	2013	4	19,680,546.13			XPS		HCFCs		
8		2019	1	2018	12	2018	6			
		53,370,158.32								
9										

10		2015 4	
		16,740,000.00	2.4
11		2017 4	
		23,020,000.00	
12		2016 9 2016 10	
	1,284,000.00		
13		2015 11	
	3,930,000.00		
14		2015 5	
	2014	300,000.00	
15		2017 12	
3,500,000.00		EVA	
16		2018 10	
	5,900,000.00		
17		2014 1	
	21,956,000.00		
18		2016 11	
	500,000.00		

19

2014 12

2184

20
CPSE (M&A) Ct*(fó) A

292

CPSE (M&A) Ct*(fó) A

	5	-	1,002,800.00
	6	-	4,106,500.00
		-	5,900,000.00

7

6		2019 11	
	4,106,500.00		
7	2019 10		
5,900,000.00			
8		2019 9	
		2019 6 8	
	37,108,034.40		
9		2019 8 11	
		4,778,048.58	
10		2019 6	
	1,000,000.00		
11		2019 6	
	1,912,700.00		
12		2019 6	
1,198,564.00			
13		2019 6	
	1,633,000.00		
14		2019 5	
	1,000,000.00		
15		2019 5	
2019		134,540,000.00	
16		2019 3 2019 4	

26,900,000.00

17 2019 2 4 5

7,307,862.27

18 2019 2 9

7,524,063.36

19 2019 1 11

3,642,340.90

20 2019 12 2017 4 2015 4 2014 9 2014

1 2013 4

24		2014 1		
			21,956,000.00	
				1,097,800.00
25	2019			36
		151	28,576,344.91	
3				
		2019 12 31		
			235,900,446	6,206,540,734
			8,500,000	223,635,000
			14,000,000	368,340,000
1		2017 4 17		52,000,000
			364	2017 4
17				
		2017		2017
20			881,863,218	1,499,159,269
		52,000,000	88,399,516	
				731 2019 5
16			20,399,400	
2		2017 5 25		10,980,000
			365	2017 5 25
		2017		2017
20			881,863,218	1,499,159,269
		10,980,000	18,665,888	
				364 2019 5 27

6,101,273

3

2017 5 26

16,725,200

364

2017 5 26

	2019 5 24		
	343		
11	2018 10 24	14,000,000	
		365	2018 10
			24
	2019 10 24		
	365		
12	2018 12 3	19,000,000	
			2018 12 3
13	2018 12 10	34,000,000	
			2018 12 10
14	2018 12 18	32,000,000	
			2018 12 18
15	2019 6 17	10,100,000	
		366	2019 6 17
16	2019 9 18	5,202,000	

9 18

1

1

CMiNo

1	2	104,221,304.85	11,724,896.80	11.25%
2	3	30,370,422.39	9,281,201.08	30.56%
3	4	11,874,216.99	6,167,468.30	51.94%
4	5	4,549,457.29	3,762,401.18	82.70%
5		15,788,413.31	15,788,413.31	100.00%
		2,064,464,255.69	138,381,379.96	--

1	1	2,570,808,382.57
1	2	104,221,304.85
2	3	30,370,422.39
3		32,552,536.34
3	4	11,874,216.99
4	5	4,549,457.29
5		16,128,862.06
		2,737,952,646.15

2

	113,169,704.35	25,552,124.36			138,721,828.71

	113,169,704.35	25,552,1
--	----------------	----------

--	--

391117100

		624,641,791.19

2

1

()		
	800,000,000.00	515,628,373.13
	800,000,000.00	515,628,373.13

3

1

	3,202,680,847.65	1,477,765,227.27
	26,253,678.02	27,534,082.92

1	1	2,661,983,090.38
1	2	516,033,536.36
2	3	96,262,111.63
3		22,777,068.82
3	4	1,288,601.48
4	5	20,036,269.28
5		1,452,198.06
		3,297,055,807.19

3

12	20,338,860.51	715,591.06				21,054,451.57
	20,338,860.51	715,591.06				21,054,451.57

--	--

3



100,000,000.0
0

132,721.48

	19,390,000.00					19,390,000.00	

1

	-9,444,523.98	
	249,436,374.85	
	1,938,718.34	

3

1

2

2019